

BRUCE ANCHOR

BRUCE® BIGHT-LOCK CHASER (PATENTED)

Anchor Recovery using Bight-Lock Mode

The Bight-Lock chaser is pulled along the mooring line from the MODU to the mud line near the anchor. The mooring line is then paid out from the MODU to allow a bight to be pulled up in the line. As the angle between the limbs of the bight decreases, the Bight-Lock chaser locks onto a chain link or a special socket on a forerunner wire. This prevents the mooring line from running back through the chaser towards the anchor. Pulling on the chaser pendant line towards the MODU then applies most of the pulling tension directly to the portion of mooring line between the Bight-Lock chaser and the anchor. Simultaneous heaving in on the pendant line induces increasing uplift at the sea bed which unseats the anchor at relatively low breakout load without MODU winch assistance which would be needed with a conventional chaser.

Operational Advantages

The Bruce Bight-Lock chaser enables an anchor to be recovered in less time than with a conventional chaser and at lower winch and bollard-pull capacity. It enables mooring line inserts to be made with a single AHV and enables easier anchor recovery on leeward storm-mooring lines.

The Bight-Lock chaser also holds an anchor securely at the stern roller of an AHV without decking and with no risk of slipping to the seabed if the mooring line goes slack. This avoids the possibility of damage to sub-sea structures which may occur in shallow water when using a conventional chaser.




◆ **Locks into a chain link or a special socket in a mooring line when the line is pulled into a bight**

◆ **Enables most of chaser pendant tension to be applied for anchor recovery**

◆ **Enables anchor recovery at lower bollard pull and winch capacity**

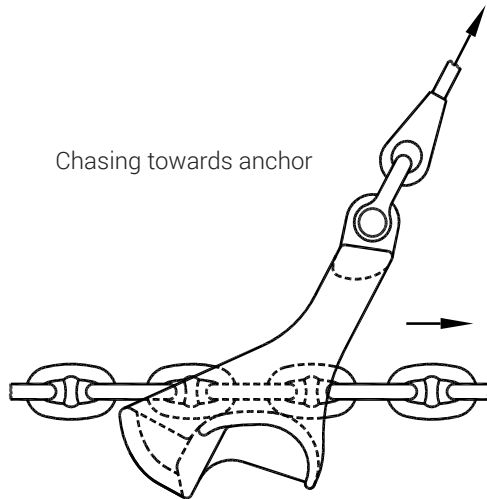
◆ **For use with chain, wire rope or a combination of both**

◆ **Can be used as a conventional permanent chaser or in a bight-lock mode.**

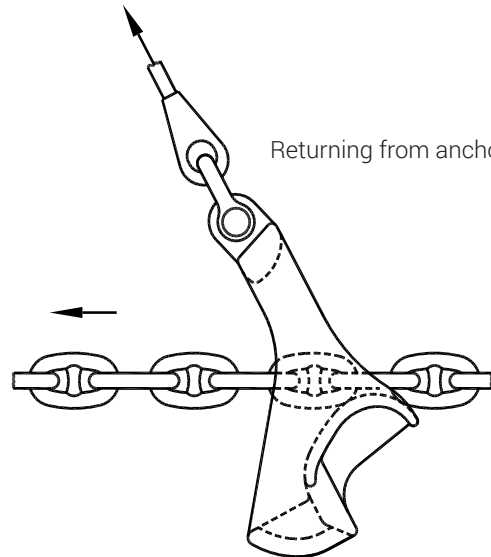


BRUCE ANCHOR

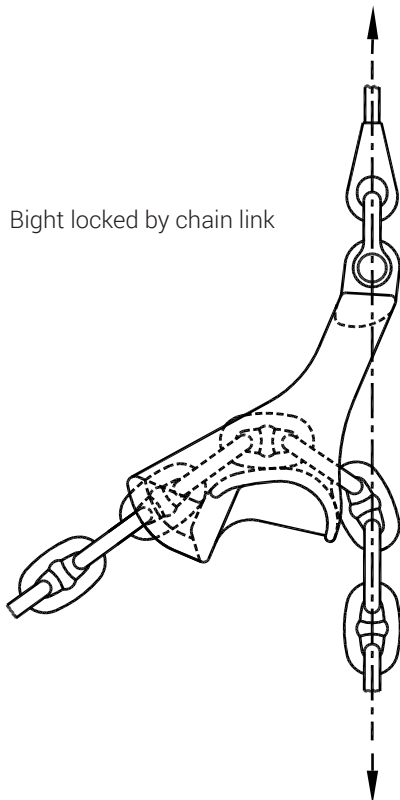
BRUCE® BIGHT-LOCK CHASER (PATENTED)



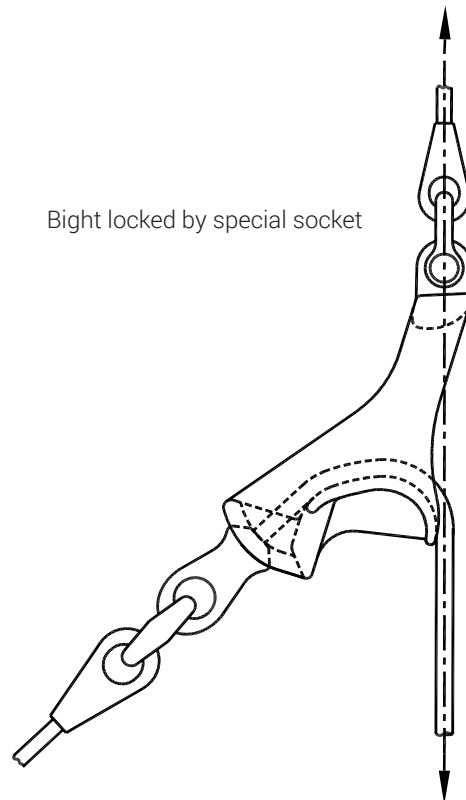
Chasing towards anchor



Returning from anchor



Bight locked by chain link



Bight locked by special socket

Bruce Anchor, Tern Place House, Tern Place, Bridge of Don,
Aberdeen, AB23 8JX
Tel: **+44 7624 338 400**
Email: sales@bruceanchor.co.uk Website: www.bruceanchor.co.uk